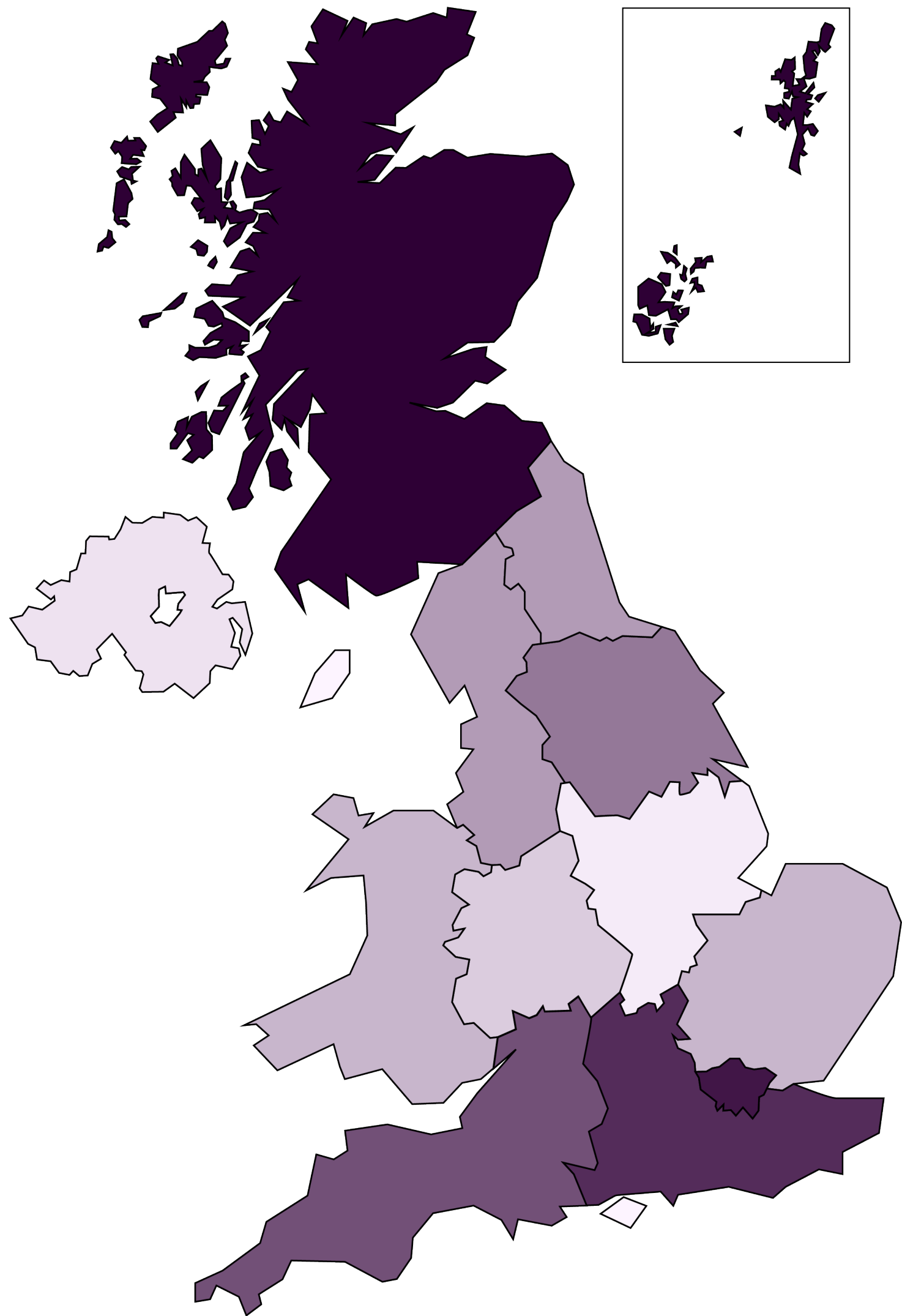

















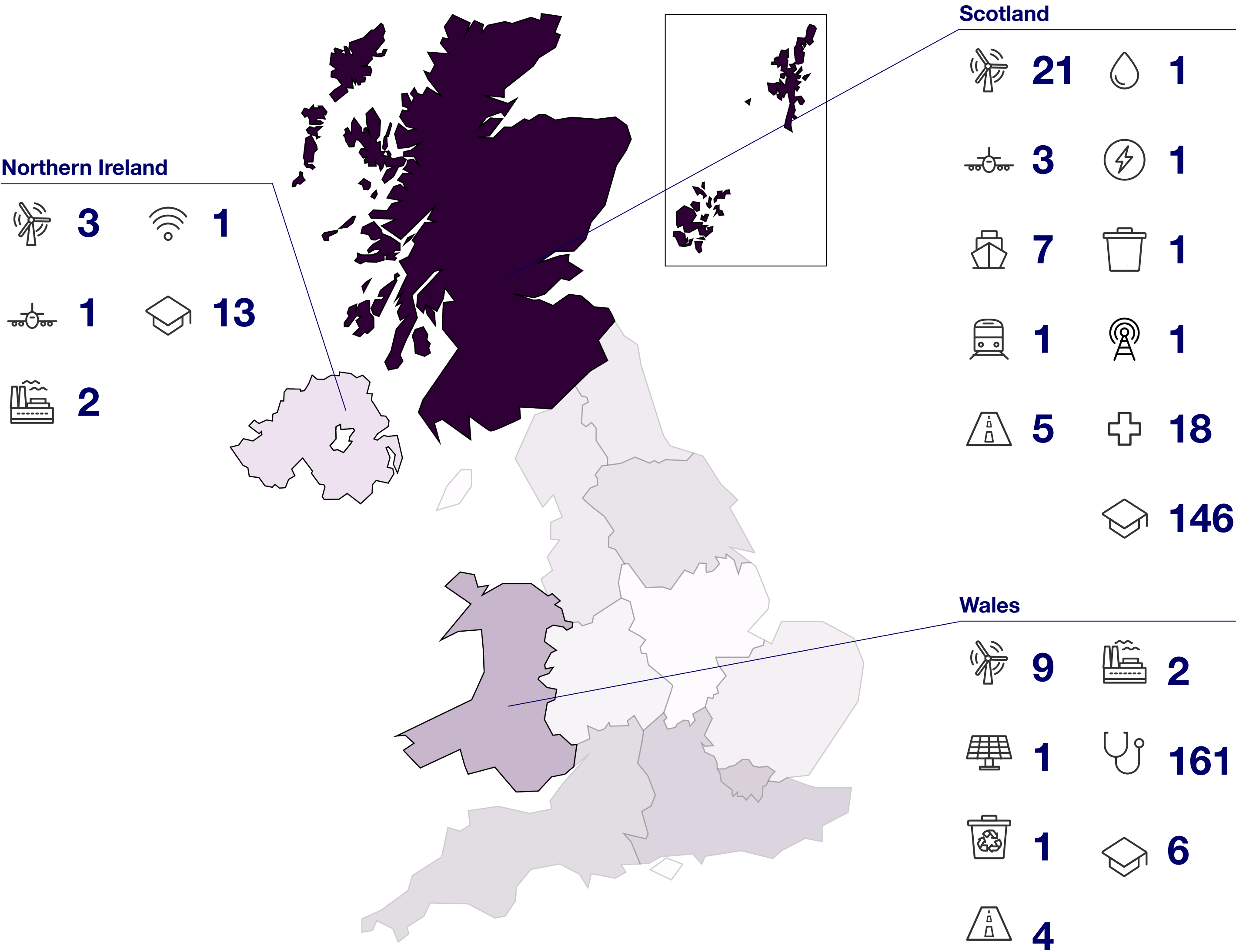
# GIIA UK Asset Statistics

Region	Assets
Scotland	76
London	72
South East England	48
South West England	32
Yorshire and the Humber	30
North East England	26
North West England	26
Wales	22
East of England	22
West Midlands	18
Northern Ireland	15
East Midlands	10
Isle of Man	1
Isle of Wight	1




# GIIA UK Asset Statistics – Devolved Nations

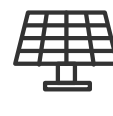
Key			
	Wind		Airports
	Solar		Roads
	Energy from Waste		Ports
	Hydro		Rail
	Water		Hospitals
	Energy		Healthcare Centres
	Waste		Schools
	Battery Storage		Fibre
	Towers and Masts		Social Housing
	Gas		Student Accommodation





# GIIA UK Asset Statistics – The North, Yorkshire and The Isle of Man


Key

 Wind

 Solar


 Energy from Waste


 Hydro


 Water

 Energy

 Waste


 Battery Storage


 Towers and Masts


 Gas


 Airports


 Roads

 Ports


 Rail

 Hospitals

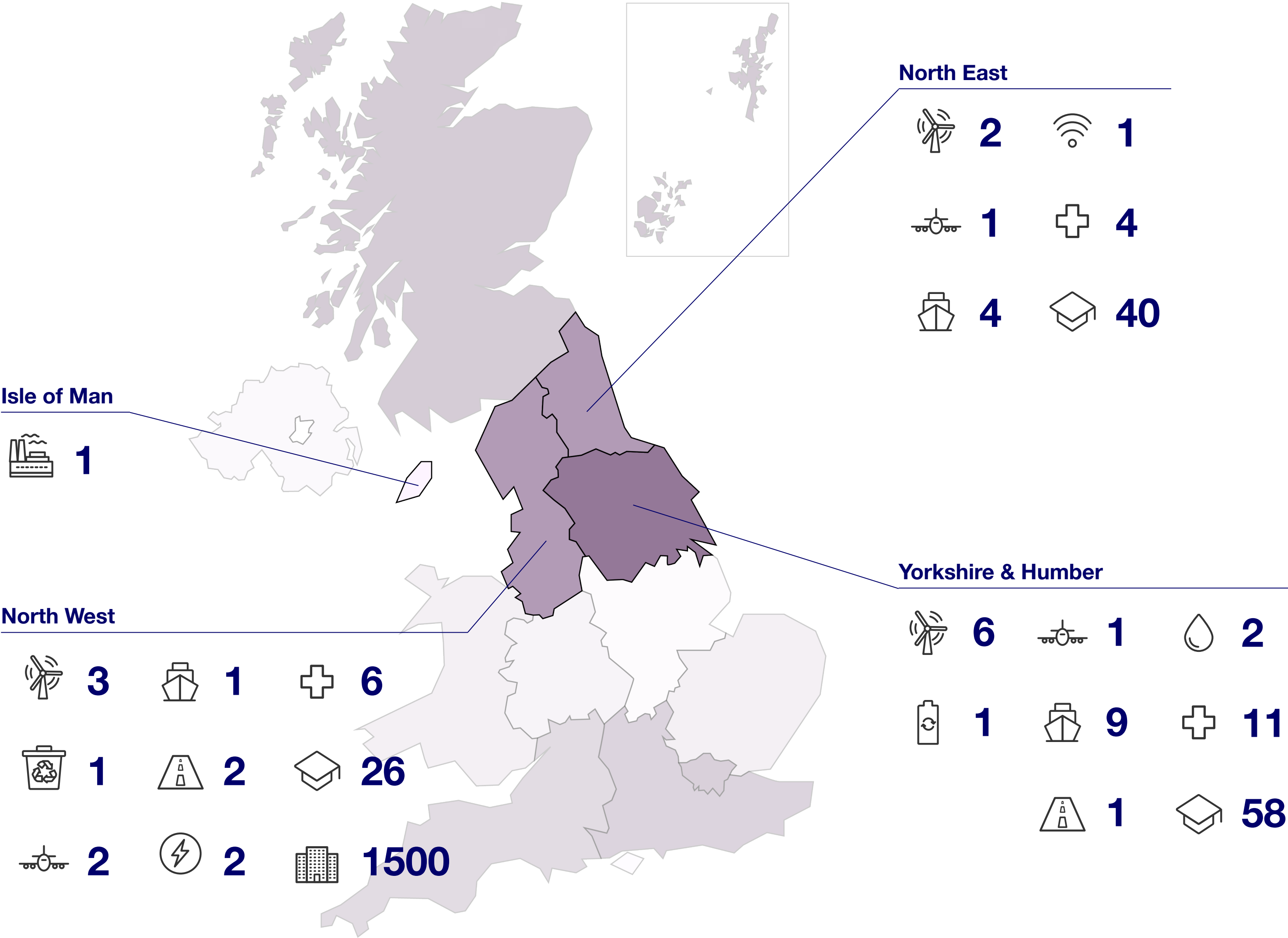
 Healthcare Centres

 Schools

 Fibre





















 Social Housing

 Student Accommodation



# GIIA UK Asset Statistics – The Midlands and East Anglia





## Key

	Wind		Airports
	Solar		Roads
	Energy from Waste		Ports
	Hydro		Rail
	Water		Hospitals
	Energy		Healthcare Centres
	Waste		Schools
	Battery Storage		Fibre
	Towers and Masts		Social Housing
	Gas		Student Accommodation

## West Midlands

	1		1
	1		1
	1		21
	7		4

## East Midlands

	6		1
	1		3


## East Anglia


	4		1
	2		1
	1		1
	1		2
	2		3
	6		9





# GIIA UK Asset Statistics – South of England


Key


 Wind


 Airports


 Solar


 Roads


 Energy from Waste


 Ports

 Hydro


 Rail


 Water


 Hospitals

 Energy


 Healthcare Centres


 Waste


 Schools


 Battery Storage

 Fibre

 Towers and Masts

 Social Housing

 Gas

 Student Accommodation

