

GIIA global asset database

2018/19 edition

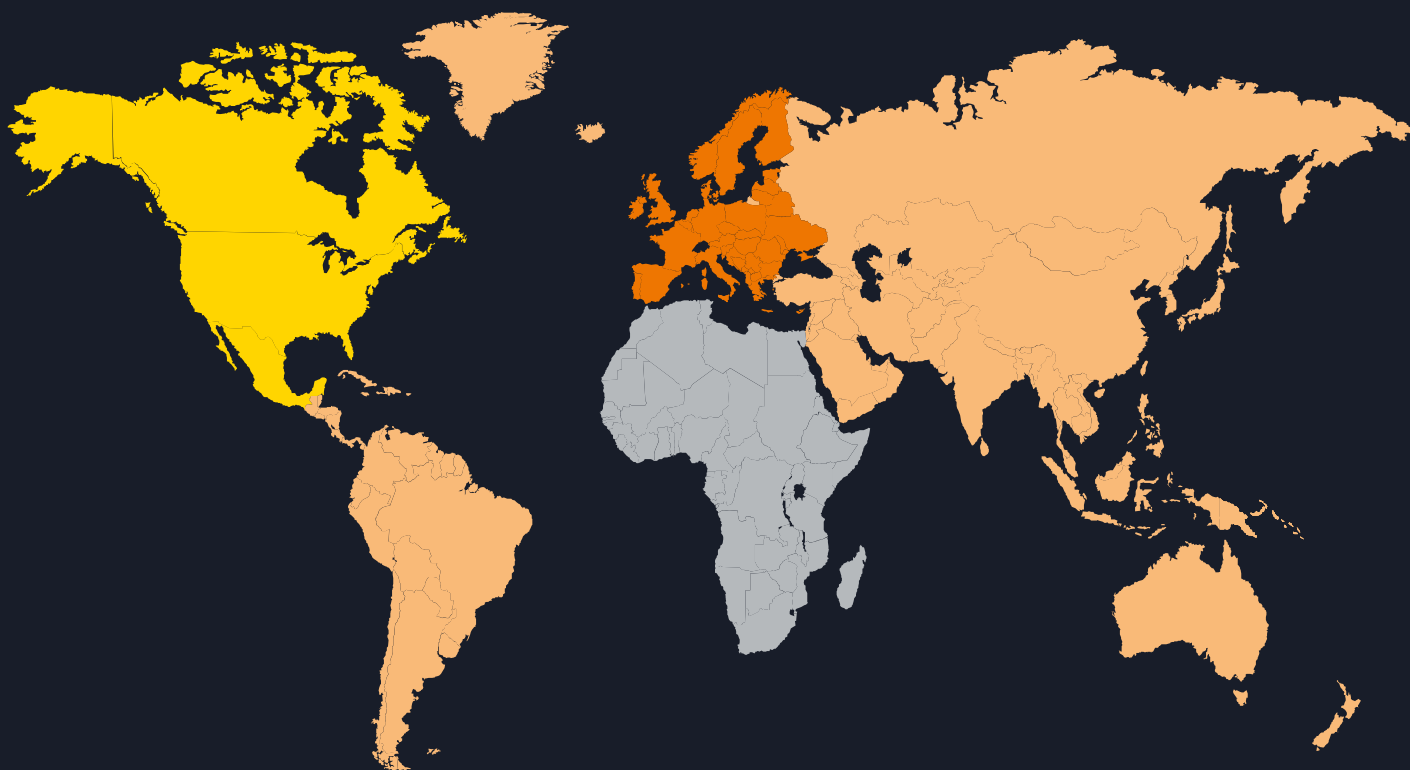
52 infrastructure investors

\$660bn of AUM, invested in

1,300 infrastructure assets, across

49 countries and

6 continents



Heatmap of GIIA member assets by region

■ 0-24 ■ 25-99 ■ 100-399 ■ 400+

GIIA members' assets under management

Summary

52

investor members

(▲ 2)

\$660bn

assets under management

(▲ \$160bn)

1,300

assets

(▲ 300)

1,500

stakes held by members

(▲ 300)

Utilities

69m

customers

(▲ 3m)

711,000km

gas pipeline

(▲ 34,000km)

18 assets

oil and gas storage

857,000km

cable

(▲ 70,000 km)

Transport

Airports

54 airports

13 countries

585m

passengers

(▲ 13m)

Rail

12,000km

rail

16,100 units
of rolling stock

(▲ 2,200)

Ports

210 ports (▲ 4)

18 countries (▲ 1)

120m TEU (▲ 11m)

420m tonnes

(▲ 2m)

Roads

39,000km

roads (▲ 3,600km)

Renewables

33,000MW

solar (▲ 20,300MW)

48,300MW

wind (▲ 16,300MW)

14,800MW

hydro and biomass

(▲ 7,300MW)

Telco

289,000

telco towers (▲ 43,000)

223,000km

fibre (▲ 66,000km)

Social

413

education facilities (▲ 92)

85,600

students (▲ 30,800)

345 hospitals (▲ 62)

30,000 hospital beds

GIIA members' assets by region

USA

Stakes 154

| Utilities | | | |
|------------|---------------------|-------------------|-------------|
| Water | Oil and gas storage | Gas pipelines | Electricity |
| 4 | 15 | 11 | 19 |
| Transport | | | |
| Airports | Ports | Roads | Rail |
| 1 | 6 | 15 | 1 |
| Renewables | | | Telco |
| Solar | Wind | Hydro and biomass | Towers |
| 17 | 16 | 4 | 2 |
| Social | | | Fibre |
| Education | Healthcare | Other | 3 |

UK and Ireland

Stakes 450

| Utilities | | | |
|------------|---------------------|-------------------|-------------|
| Water | Oil and gas storage | Gas pipelines | Electricity |
| 16 | 5 | | 5 |
| Transport | | | |
| Airports | Ports | Roads | Rail |
| 7 | 5 | 22 | 10 |
| Renewables | | | Telco |
| Solar | Wind | Hydro and biomass | Towers |
| 25 | 52 | 4 | 4 |
| Social | | | Fibre |
| Education | Healthcare | Other | 6 |

EU

Stakes 418

| Utilities | | | |
|------------|---------------------|-------------------|-------------|
| Water | Oil and gas storage | Gas pipelines | Electricity |
| 2 | 32 | 9 | 13 |
| Transport | | | |
| Airports | Ports | Roads | Rail |
| 9 | 8 | 39 | 15 |
| Renewables | | | Telco |
| Solar | Wind | Hydro and biomass | Towers |
| 38 | 134 | 6 | 13 |
| Social | | | Fibre |
| Education | Healthcare | Other | 10 |

Canada

Stakes 45

| Utilities | | | |
|------------|---------------------|-------------------|-------------|
| Water | Oil and gas storage | Gas pipelines | Electricity |
| 1 | 4 | 4 | 1 |
| Transport | | | |
| Airports | Ports | Roads | Rail |
| 3 | 4 | 4 | 2 |
| Renewables | | | Telco |
| Solar | Wind | Hydro and biomass | Towers |
| 3 | 5 | 4 | |
| Social | | | Fibre |
| Education | Healthcare | Other | |
| | 5 | 3 | |

South and Central America

Stakes 60

| Utilities | | | |
|------------|---------------------|-------------------|-------------|
| Water | Oil and gas storage | Gas pipelines | Electricity |
| 5 | 8 | | 7 |
| Transport | | | |
| Airports | Ports | Roads | Rail |
| | 2 | 15 | 1 |
| Renewables | | | Telco |
| Solar | Wind | Hydro and biomass | Towers |
| 6 | 4 | 4 | 1 |
| Social | | | Fibre |
| Education | Healthcare | Other | 1 |

Asia

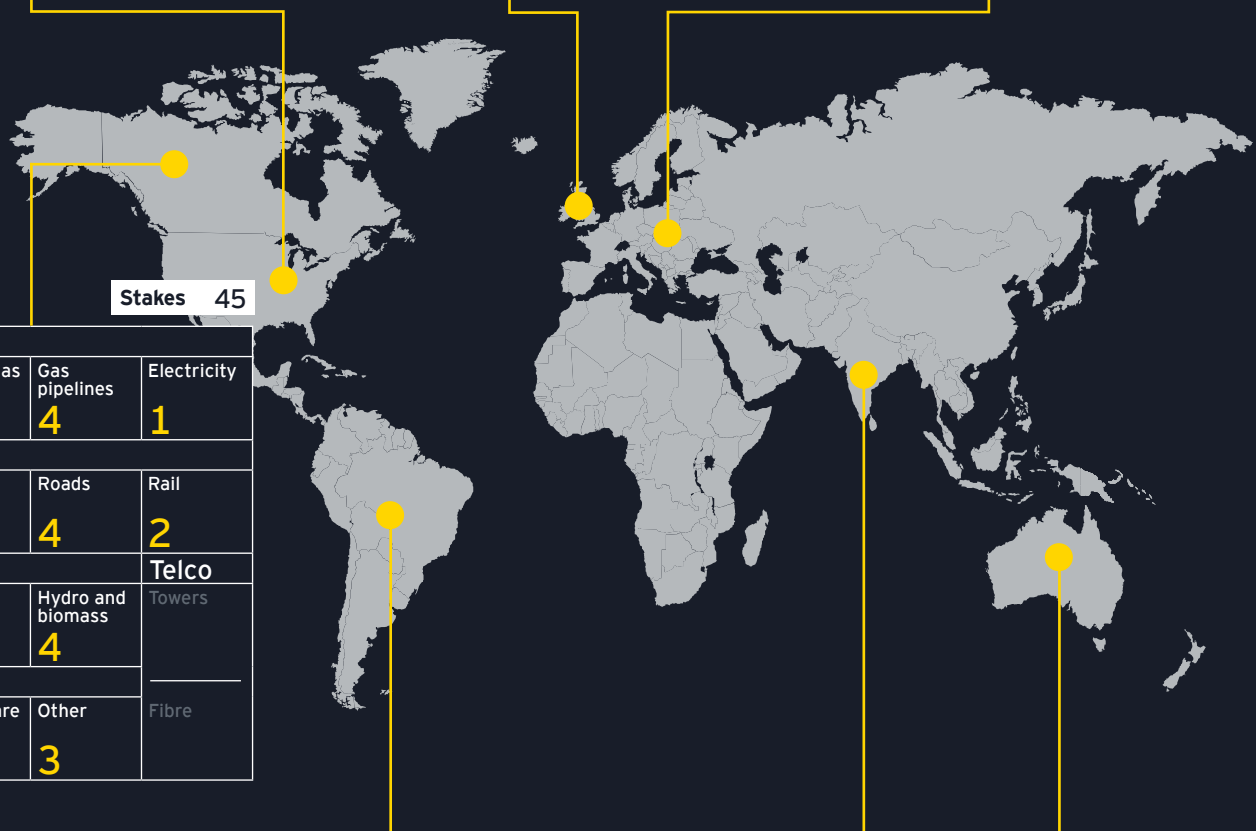
Stakes 79

| Utilities | | | |
|------------|---------------------|-------------------|-------------|
| Water | Oil and gas storage | Gas pipelines | Electricity |
| 9 | 3 | 2 | 5 |
| Transport | | | |
| Airports | Ports | Roads | Rail |
| 1 | 5 | 14 | |
| Renewables | | | Telco |
| Solar | Wind | Hydro and biomass | Towers |
| 12 | 6 | 2 | 2 |
| Social | | | Fibre |
| Education | Healthcare | Other | 1 |

Oceania

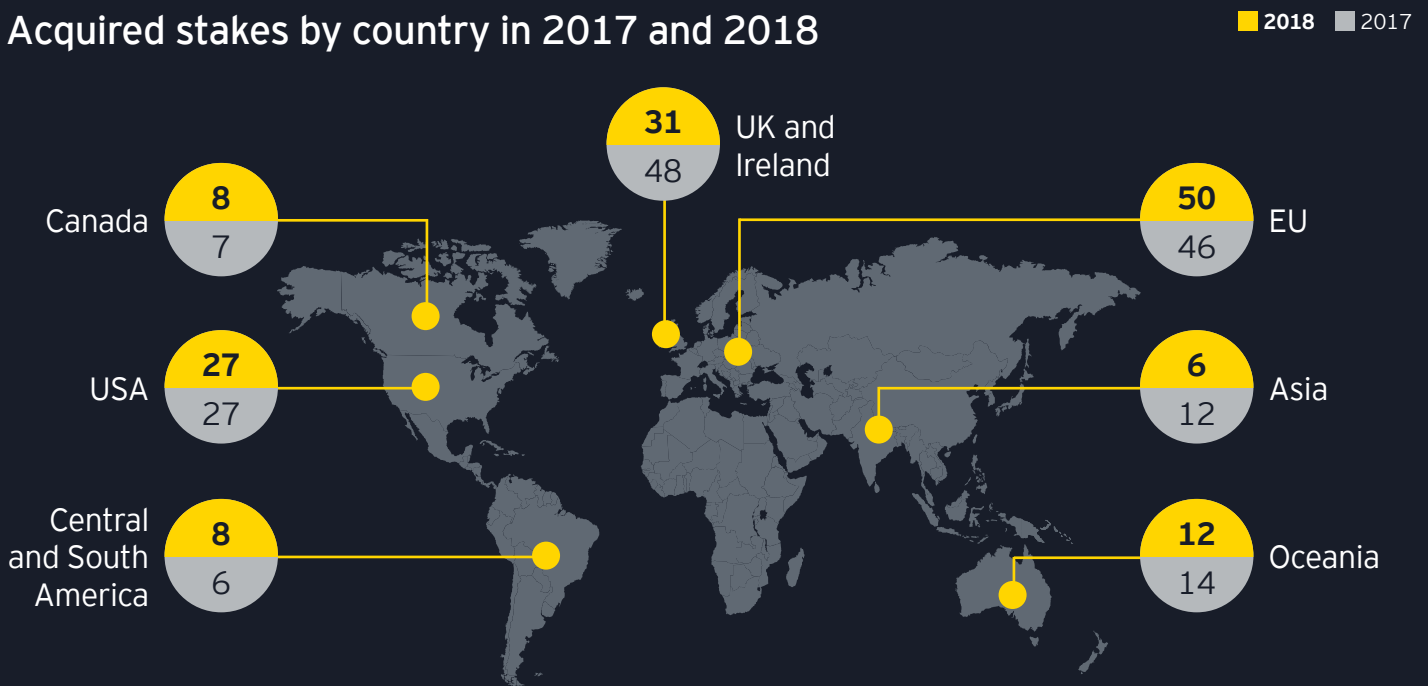
Stakes 91

| Utilities | | | |
|------------|---------------------|-------------------|-------------|
| Water | Oil and gas storage | Gas pipelines | Electricity |
| 3 | 3 | 3 | 4 |
| Transport | | | |
| Airports | Ports | Roads | Rail |
| 3 | 9 | 5 | 7 |
| Renewables | | | Telco |
| Solar | Wind | Hydro and biomass | Towers |
| 9 | 10 | | 3 |
| Social | | | Fibre |
| Education | Healthcare | Other | |
| 2 | 5 | 11 | |

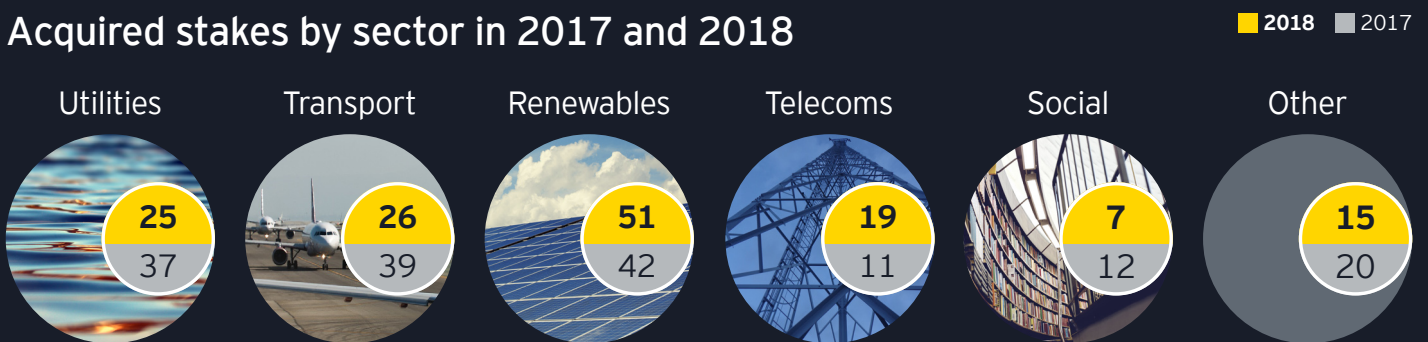


GIIA members' transaction activity

Acquired stakes by country in 2017 and 2018

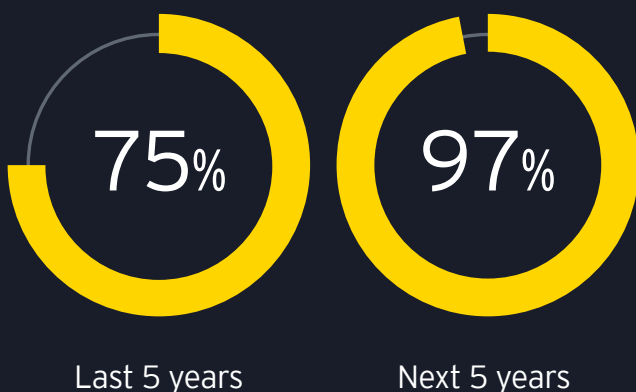


Acquired stakes by sector in 2017 and 2018



GIIA members' capital expenditure activity¹

Capex % of AUM



For every £100bn of AUM the members invested or are forecasting to invest Capex of:



Note 1: The Capex information is based on a sample of returns from members, with a total AUM of £186bn. All data provided by GIIA members.

About EY

EY is a global leader in assurance, tax, transaction and advisory services. The insights and quality services we deliver help build trust and confidence in the capital markets and in economies the world over. We develop outstanding leaders who team to deliver on our promises to all of our stakeholders. In so doing, we play a critical role in building a better working world for our people, for our clients and for our communities.

EY refers to the global organization, and may refer to one or more, of the member firms of Ernst & Young Global Limited, each of which is a separate legal entity. Ernst & Young Global Limited, a UK company limited by guarantee, does not provide services to clients. For more information about our organization, please visit ey.com.

© 2019 EYGM Limited.
All Rights Reserved.

EYG No. XX0000

ED None



In line with EY's commitment to minimize its impact on the environment, this document has been printed on paper with a high recycled content.

This material has been prepared for general informational purposes only and is not intended to be relied upon as accounting, tax or other professional advice. Please refer to your advisors for specific advice.

ey.com