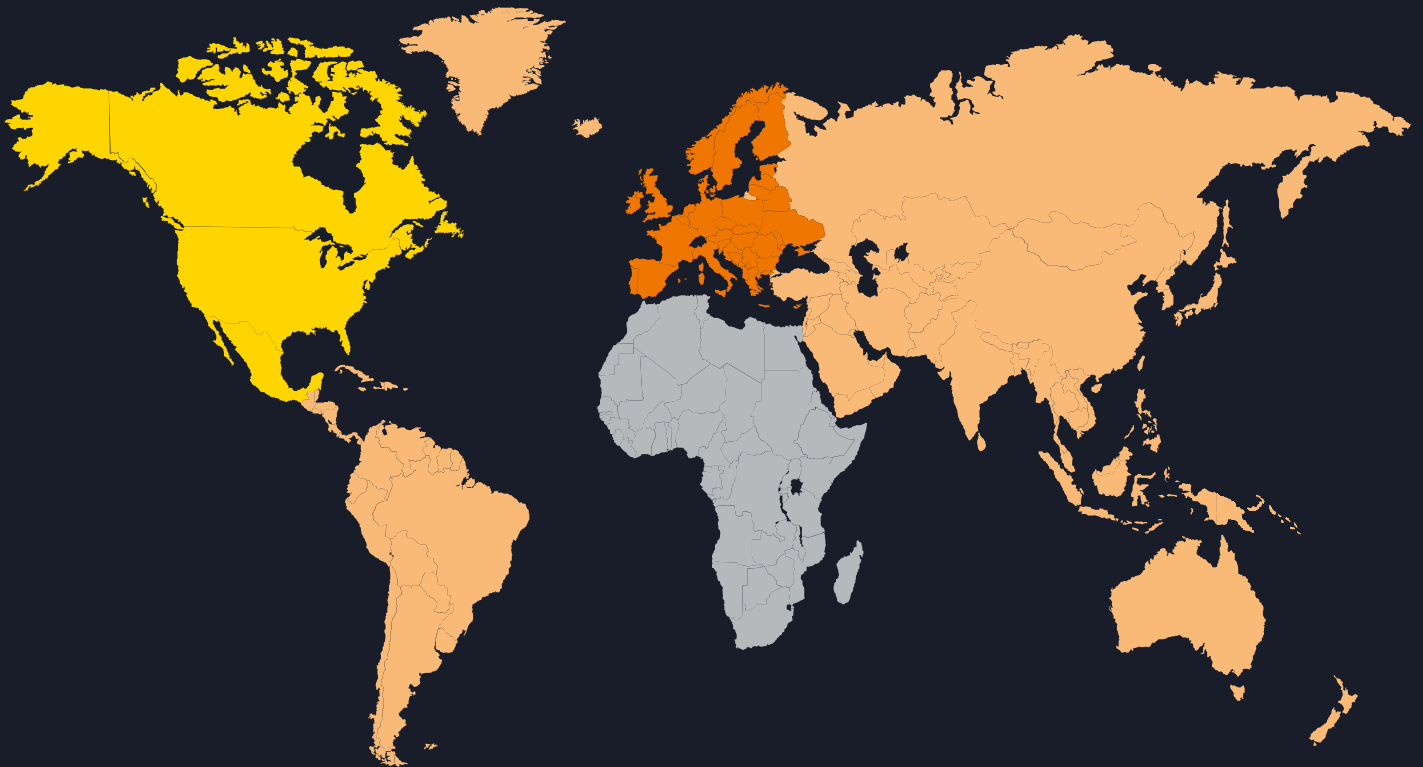


# GIIA global asset database

## 2018/19 edition

---

**52** infrastructure investors  
**\$660bn** of AUM, invested in  
**1,300** infrastructure assets, across  
**49** countries and  
**6** continents



Heatmap of GIIA member assets by region

■ 0-24 ■ 25-99 ■ 100-399 ■ 400+

# GIIA members' assets under management

## Summary

**52**

investor  
members

(▲ 2)

**\$660bn**

assets under  
management

(▲ \$160bn)

**1,300**

assets

(▲ 300)

**1,500**

stakes held  
by members

(▲ 300)

## Utilities

**69m**

customers

(▲ 3m)

**711,000km**

gas pipeline

(▲ 34,000km)

**18 assets**

oil and gas  
storage

**857,000km**

cable

(▲ 70,000 km)

## Transport

### Airports

**54** airports

**13** countries

**585m**

passengers

(▲ 13m)

### Rail

**12,000km**

rail

**16,100 units**  
of rolling stock

(▲ 2,200)

### Ports

**210** ports (▲ 4)

**18** countries (▲ 1)

**120m TEU** (▲ 11m)

**420m tonnes**

(▲ 2m)

### Roads

**39,000km**

roads (▲ 3,600km)

## Renewables

**33,000MW**

solar (▲ 20,300MW)

**48,300MW**

wind (▲ 16,300MW)

**14,800MW**

hydro and biomass

(▲ 7,300MW)

## Telco

**289,000**

telco towers (▲ 43,000)

**223,000km**

fibre (▲ 66,000km)

## Social

**413**

education facilities (▲ 92)

**85,600**

students (▲ 30,800)

**345** hospitals (▲ 62)

**30,000** hospital beds

# GIIA members' assets by region

## USA

Assets 154

Utilities			
Water	Oil and gas storage	Gas pipelines	Electricity
4	15	11	19
Transport			
Airports	Ports	Roads	Rail
1	6	15	1
Renewables			Telco
Solar	Wind	Hydro and biomass	Towers
17	16	4	2
Social			Fibre
Education	Healthcare	Other	3

## UK and Ireland

Assets 450

Utilities			
Water	Oil and gas storage	Gas pipelines	Electricity
16	5		5
Transport			
Airports	Ports	Roads	Rail
7	5	22	10
Renewables			Telco
Solar	Wind	Hydro and biomass	Towers
25	52	4	4
Social			Fibre
Education	Healthcare	Other	6
92	75	88	

## EU

Assets 418

Utilities			
Water	Oil and gas storage	Gas pipelines	Electricity
2	32	9	13
Transport			
Airports	Ports	Roads	Rail
9	8	39	15
Renewables			Telco
Solar	Wind	Hydro and biomass	Towers
38	134	6	13
Social			Fibre
Education	Healthcare	Other	10
14	14	18	

## Canada

Assets 45

Utilities			
Water	Oil and gas storage	Gas pipelines	Electricity
1	4	4	1
Transport			
Airports	Ports	Roads	Rail
3	4	4	2
Renewables			Telco
Solar	Wind	Hydro and biomass	Towers
3	5	4	
Social			Fibre
Education	Healthcare	Other	
	5	3	

## South and Central America

Assets 60

Utilities			
Water	Oil and gas storage	Gas pipelines	Electricity
5	8		7
Transport			
Airports	Ports	Roads	Rail
	2	15	1
Renewables			Telco
Solar	Wind	Hydro and biomass	Towers
6	4	4	1
Social			Fibre
Education	Healthcare	Other	1

## Asia

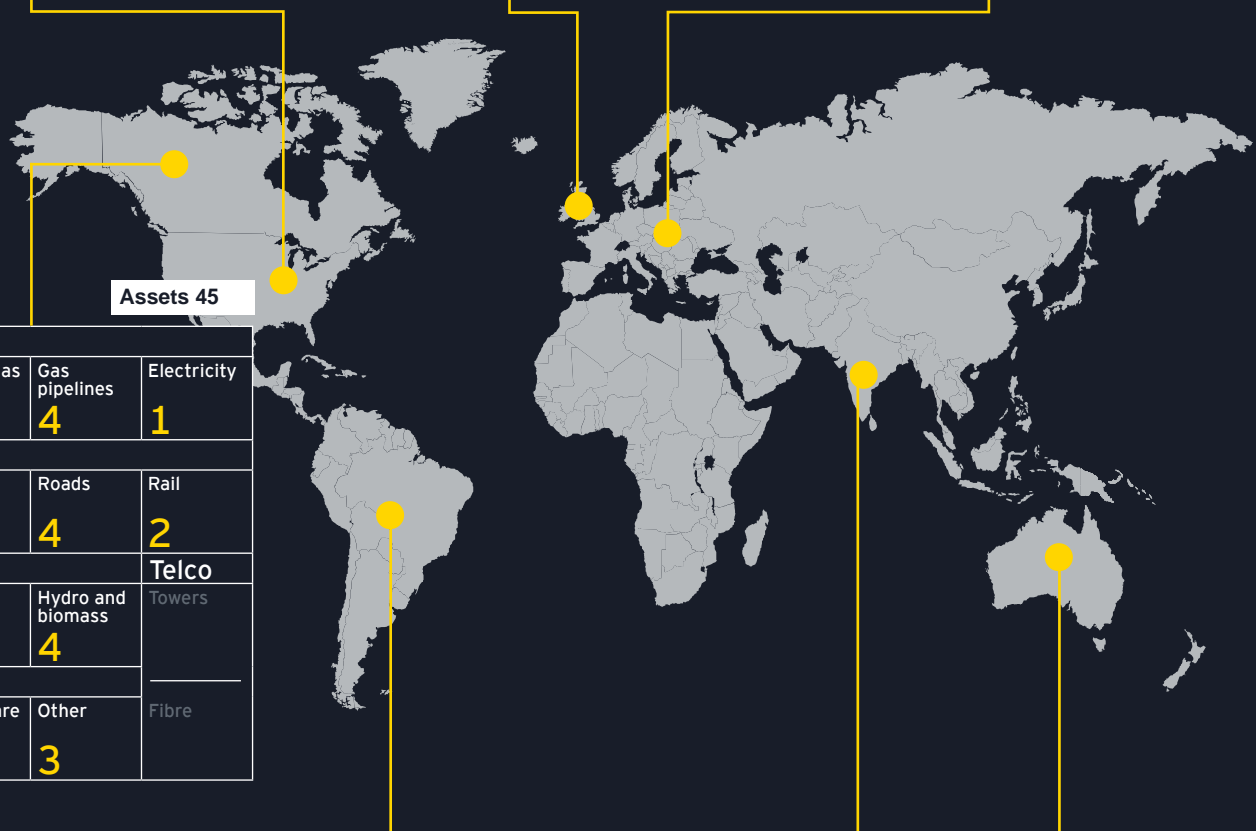
Assets 79

Utilities			
Water	Oil and gas storage	Gas pipelines	Electricity
9	3	2	5
Transport			
Airports	Ports	Roads	Rail
1	5	14	
Renewables			Telco
Solar	Wind	Hydro and biomass	Towers
12	6	2	2
Social			Fibre
Education	Healthcare	Other	
		1	

## Oceania

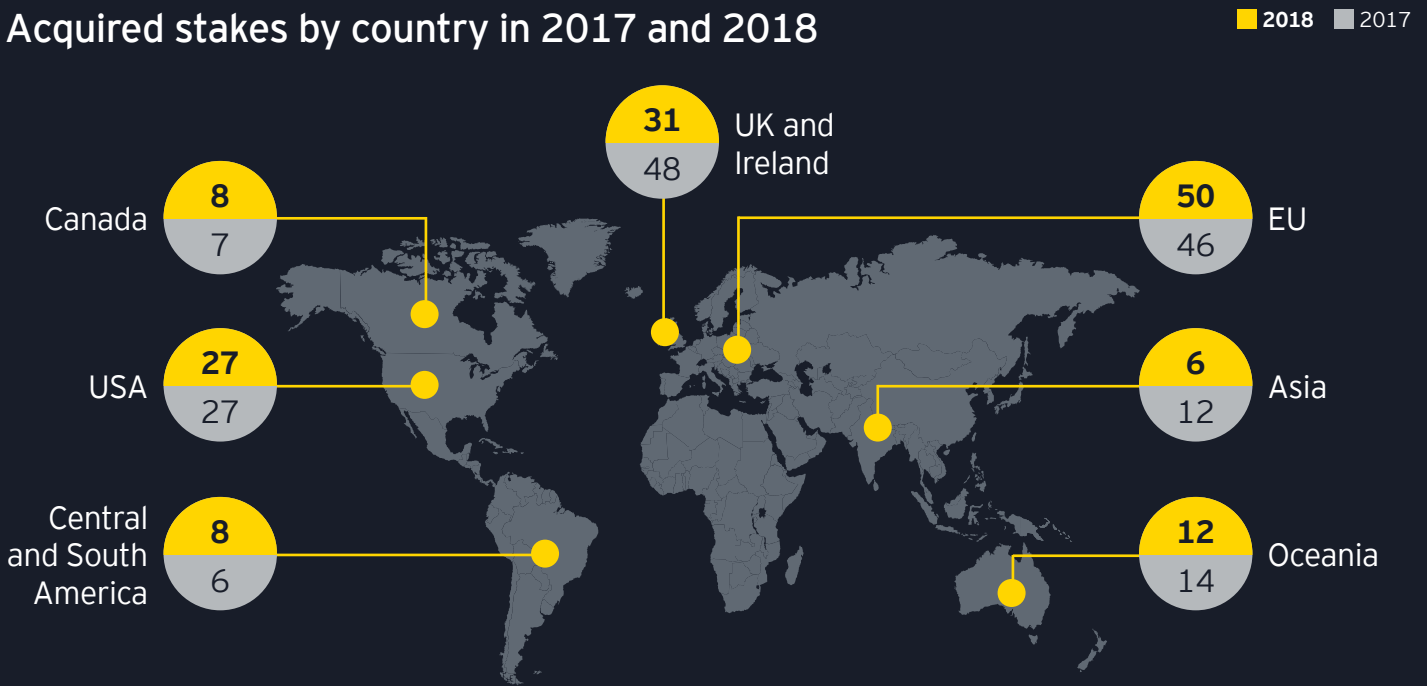
Assets 91

Utilities			
Water	Oil and gas storage	Gas pipelines	Electricity
3	3	3	4
Transport			
Airports	Ports	Roads	Rail
3	9	5	7
Renewables			Telco
Solar	Wind	Hydro and biomass	Towers
9	10		3
Social			Fibre
Education	Healthcare	Other	
2	5	11	

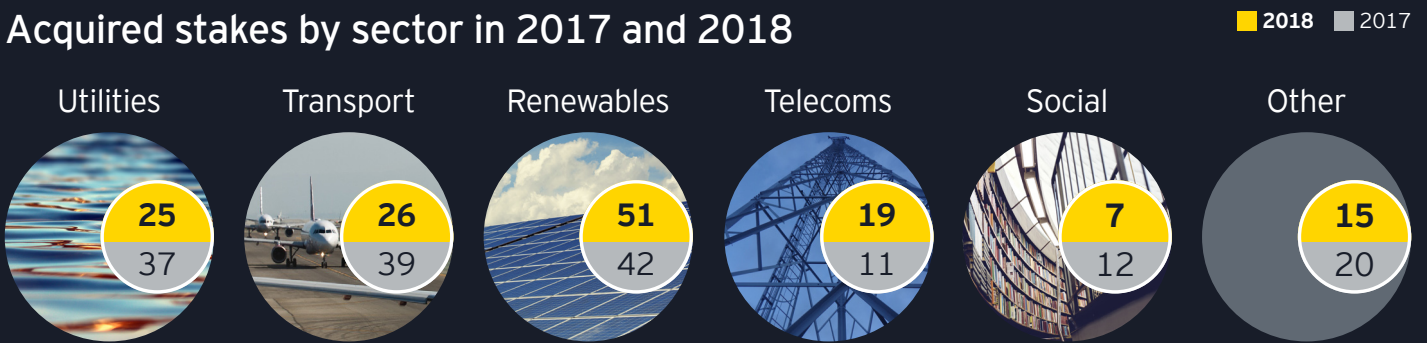


# GIIA members' transaction activity

## Acquired stakes by country in 2017 and 2018

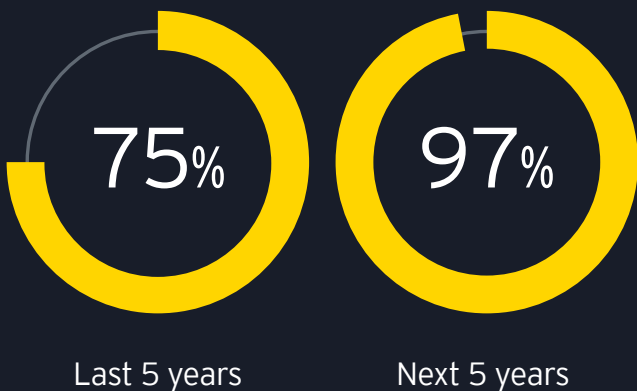


## Acquired stakes by sector in 2017 and 2018



# GIIA members' capital expenditure activity<sup>1</sup>

### Capex % of AUM



For every \$100bn of AUM the members invested or are forecasting to invest Capex of:



Note 1: The Capex information is based on a sample of returns from members, with a total AUM of £186bn. All data provided by GIIA members.

**About EY**

EY is a global leader in assurance, tax, transaction and advisory services. The insights and quality services we deliver help build trust and confidence in the capital markets and in economies the world over. We develop outstanding leaders who team to deliver on our promises to all of our stakeholders. In so doing, we play a critical role in building a better working world for our people, for our clients and for our communities.

EY refers to the global organization, and may refer to one or more, of the member firms of Ernst & Young Global Limited, each of which is a separate legal entity. Ernst & Young Global Limited, a UK company limited by guarantee, does not provide services to clients. For more information about our organization, please visit [ey.com](http://ey.com).

© 2019 EYGM Limited.  
All Rights Reserved.

EYG No. XX0000

ED None



In line with EY's commitment to minimize its impact on the environment, this document has been printed on paper with a high recycled content.

This material has been prepared for general informational purposes only and is not intended to be relied upon as accounting, tax or other professional advice. Please refer to your advisors for specific advice.

[ey.com](http://ey.com)